

HEAD OFFICE :  
A-6, Maharani Bagh  
New Delhi-110065  
PH. : 011-41626470-71,  
FAX : 011-41328425  
e-mail : info@bansalco.com

**BANSAL & CO.**  
CHARTERED ACCOUNTANTS

### Independent Auditor's Report

To

The Members of Governing Board  
POPULATION FOUNDATION OF INDIA.

#### Report on the Financial Statements

We have audited the accompanying financial statements of **POPULATION FOUNDATION OF INDIA** (the 'Foundation') which comprise the Balance sheet as at 31<sup>st</sup> March, 2014 and the Income and Expenditure Account for the year ended on that date and a summary of significant accounting policies and other explanatory informations.

#### Management's Responsibility of Financial Statements

The Management is responsible for the preparation of these Financial statements that give a true and fair view of the financial position and Income & Expenditure of the Foundation in accordance with Generally accepted accounting principles in India for Non profit Entities. This responsibility includes the design, implementation and maintenance of internal control relevant to the preparation and presentation of Financial statements that give a true and fair view and are free from Material misstatements, whether due to fraud or error.

#### Auditor's responsibility

Our responsibility is to express an opinion on these financial statements based on our audit. We conducted our audit in accordance with Standards on auditing issued by the Institute of Chartered Accountants of India. Those Standards requires us that we comply with ethical requirements and plan and perform the audit to obtain reasonable assurance about whether the financial statements are free from material mistatements. An audit involves performing audit procedures to obtain audit evidence about the amounts and disclosures in the financial statements. The procedures selected depends upon Auditor's judgements, including the assessment of the risk of material mistatements of the financial statements, whether due to fraud or error. In making those risk assessments, the auditor considers the internal controls relevant to the company's preparation and fair presentation of the financial statements in order to design audit procedures that are appropriate in the circumstances, but not for the purpose of expressing an opinion on the effectiveness of the entity's internal control. An audit also includes evaluating the appropriateness of the accounting policies used and the reasonableness of the accounting estimates made by the management, as well as evaluating the overall presentation of the financial statements.

We believe that the audit evidence we have obtained is sufficient and appropriate to provide a basis for our Audit opinion.



**Delhi** : D-7, Maharani Bagh, New Delhi-110065 (INDIA) Phones : 26311192, 26843211 Fax : 91-11-26843073  
**Bhopal** : 114, Shree Tower, 2nd Floor, Zone-II, Bhopal (MP) Ph : 0755-4076725, 2769224, 2769225, 09425393729  
**Dehradun** : 33, Khurbura, Dehradun-248001 Ph : 09811151506

## Opinion

In our opinion and to the best of our information and according to the explanations given to us, the financial statements give the information in the manner so required and give a true and fair view in conformity with the accounting principles generally accepted in India for Non-profit entities;

- (i) In the case of balance sheet, of the state of the affairs of the Foundation as at 31<sup>st</sup>, March, 2014
- (ii) In the case of Income and Expenditure account, of the Surplus for the year ended on that date;

We further report that-

- a. We have obtained all the information and explanations which to the best of our knowledge and belief were necessary for the purpose of our audit;
- b. In our opinion, proper books of accounts have been kept by the Foundation so far as appears from our examination of those books;
- c. The Balance Sheet and Income & Expenditure account dealt with by this report are in agreement with the books of accounts.

For Bansal & Co.

Chartered Accountants

Firm's Regn. Number-001113N

D.S. Rawat

Partner

Membership Number-083030

Place: New Delhi

Date : 29<sup>th</sup> August, 2014





POPULATION FOUNDATION OF INDIA  
(A SOCIETY REGISTERED UNDER THE SOCIETIES REGISTRATION ACT, 1860)

BALANCE SHEET AS AT MARCH 31, 2014

As at March 31, 2013	LIABILITIES	As at March 31, 2014	As at March 31, 2013	ASSETS	As at March 31, 2014
Rs.		Rs.	Rs.		Rs.
50,000,000	<b>CORPUS FUND</b>	50,000,000	9,758,136	<b>FIXED ASSETS (As per Schedule 'A' Annexed)</b>	8,646,396
				<b>INVESTMENTS (As per Schedule 'B' Annexed)</b>	347,439,810
258,657,857	<b>SOCIETY FUND</b>				
	Balance Brought Forward	282,011,186			
23,353,329	Add : Excess of income over expenditure transferred from Income and expenditure Account	31,961,756	122,220	<b>DIVIDEND RECEIVABLE ON INVESTMENTS</b>	-
282,011,186		313,972,942			
	<b>UNUTILISED PROJECT GRANTS - INTERNATIONAL AGENCIES (As per Schedule 'D' Annexed)</b>			<b>INTEREST ACCRUED ON INVESTMENTS</b>	14,698,478
25,050,417		71,889,362	8,886,598		
	<b>UNUTILISED PROJECT GRANTS - LOCAL AGENCIES (As per Schedule 'E' Annexed)</b>			<b>CASH AND BANK BALANCES (As per Schedule 'C' Annexed)</b>	81,671,240
8,729,418		7,244,053	40,713,669		
33,779,835		79,133,415	145,750	<b>SUNDRY DEPOSITS (Unsecured Considered Good)</b>	154,250
	<b>CURRENT LIABILITIES AND PROVISIONS</b>			<b>ADVANCES</b>	
321,881	'A' Current Liabilities :	599,056		(Unsecured considered Good) (As per Schedule 'F' Annexed) (Advances recoverable in Cash or in Kind or value to be received)	21,182,538
	Sundry Creditors			Grants Advances for projects / programs funded from core funds (As per Schedule 'G')	2,497,702
30,051,000	Advance Rent	20,034,000	14,692,815	Less : Provision for Expenses against Grants	-
17,750	Retention Money	-	15,038,117		2,497,702
	Payable to GFTAM	1,926,069			
	<b>Accrued Benefit :</b>				
10,843	- GFTAM	-			
1,596,699	- USAID	2,237,393			
31,998,173		24,796,518			
	<b>'B' Provisions :</b>				
4,859,858	Gratuity	6,635,927			
1,071,081	Leave Salary Encashment	1,751,612			
5,930,939		8,387,539			
<b>403,720,133</b>		<b>476,250,414</b>	<b>403,720,133</b>		<b>476,250,414</b>

Significant Accounting Policies and Notes to the Accounts (As per Schedule 'J' annexed)  
As per our report of even date attached

For Bansal & Co.,  
Chartered Accountants  
Firm Reg.No.001113N

*D. S. Rawat*  
D.S.Rawat  
Partner  
M. No. 83030  
Place : New Delhi  
Date : 29th August 2014

*CSN Murthy*  
CSN Murthy  
Finance Manager

**BANSAL & CO.**  
New Delhi  
Chartered Accountants

*A. Majumdar*  
Apala Majumdar  
Director (F & A)

*Poonam Muttreja*  
Poonam Muttreja  
Executive Director

*Dr Vinay Bharat-Ram*  
Dr Vinay Bharat-Ram  
Chairman, Governing Board

# POPULATION FOUNDATION OF INDIA

## INCOME AND EXPENDITURE ACCOUNT FOR THE YEAR ENDED MARCH 31, 2014

March 31, 2013	EXPENDITURE	March 31, 2014	March 31, 2013	INCOME	March 31, 2014
Rs.		Rs.	Rs.		Rs.
29,499,234	Grants Disbursed from Core Funds : (As per Schedule 'H')	16,057,371	19,503,251	Interest, Incentives, Dividends and Gains on Investments :	17,708,985
4,432,798	Project Development Expenses	6,520,002	353,628	- On Investments	1,217,330
1,693,282	Monitoring & Evaluation Expenses	1,348,558	6,265	- On Savings Bank Account	68,169
3,761,391	Advocacy & Communication Expenses	1,896,418	1,735,942	- On Income Tax Refunds	331,934
487,580,550	Grant-in-aid from International Agencies utilised during the Year (As per Schedule 'D' Annexed)	227,369,136	4,442,437	Dividend on Investments	7,634,326
13,029,113	Grant-in-aid from Local Agencies utilised during the Year (As per Schedule 'E' Annexed)	17,332,104	-	Gain/Profit on sale of Investments	329,550
13,490,192	Management & Administration Expenses (As per Schedule 'I' Annexed)	19,821,896	26,041,523	Incentives on Investments	27,290,294
				<b>Rent :</b>	
			38,271,776	- for Floor Space	40,018,620
			16,336,342	- for Fixtures and fittings - attached to the Building	17,081,988
			54,608,118		57,100,608
				Unutilised Project Grants as on 01.04.2013 of International Agencies brought forward	25,050,417
				Add : Grants received during the year	271,113,446
				Add : Interest & Other Income	3,094,635
				Less : Unutilised Project Grants as on 31.03.2014 of International Agencies carried to Balance Sheet (As per Schedule 'D' Annexed)	71,889,362
186,490	Property Tax	2,647,512	25,050,417		227,369,136
2,846,562	Sub-letting Charges	3,001,400	487,580,550		
72,770	Library Books & Periodicals	109,907	9,894,195	Unutilised Project Grants as on 01.04.2013 of Local Agencies brought forward	8,729,419
56,061	Audit Fee	100,845	11,167,411	Add : Grants received during the year	12,475,714
1,266,708	Depreciation	976,049	696,925	Add : Interest & Other Income	3,371,025
23,353,329	Excess of Income over Expenditure transferred to Society Fund in the Balance Sheet	31,961,756	8,729,418	Less : Unutilised Project Grants as on 31.03.2014 of Local Agencies carried to Balance Sheet (As per Schedule 'E' Annexed)	7,244,053
			13,029,113		17,332,104
			9,176	Miscellaneous Receipts	50,812
<b>581,268,480</b>		<b>329,142,954</b>	<b>581,268,480</b>		<b>329,142,954</b>

Significant Accounting Policies and Notes to the Accounts (As per Schedule 'J' annexed)

For Bansal & Co.,  
Chartered Accountants  
Firm Reg.No 001113N

*D. S. Rawat*  
D.S.Rawat  
Partner  
M. No. 83030  
Place : New Delhi  
Date : 29<sup>th</sup> August 2014

*A. Majumdar*  
Apala Majumdar  
Director (F & A)

*Poonam Muttreja*  
Poonam Muttreja  
Executive Director

*Dr Vinay Bharat-Ram*  
Dr Vinay Bharat-Ram  
Chairman, Governing Board



## Population Foundation Of India

## Fixed Assets Schedule

S.NO.	Particulars	Rate of Depreciation	GROSS BLOCK (AT COST)				DEPRECIATION				NET BLOCK	
			As on	Additions	Sale/ Adjustment	As on	Upto	For the	Upto	As on	As on	
			01.04.2013 Rs.	Rs.	Rs.	31.03.2014 Rs.	31.03.2013 Rs.	Year Rs.	31.03.2014 Rs.	31.03.2014 Rs.	31.03.2013 Rs.	
1	Land - Leasehold	99 Years	475,023	-	-	475,023	138,090	4,798	142,888	332,135	336,933	
2	Building	5%	23,152,554	-	-	23,152,554	16,206,528	347,302	16,553,830	6,598,724	6,946,026	
3	Motor Vehicle	20%	2,195,196	-	-	2,195,196	1,368,240	165,392	1,533,632	661,564	826,956	
4	Furniture & Fixtures	10%	2,642,336	34,760	278,117	2,398,979	1,890,604	49,201	1,939,805	459,174	751,732	
5	Equipments	33.33%	4,783,365	69,431	69,146	4,783,650	4,044,753	242,363	4,287,135	496,515	738,612	
6	Computers/Printers	60%	1,516,067	103,920	16,079	1,603,908	1,358,195	147,430	1,505,624	98,284	157,872	
7	Temporary Wooden Partitions/Structures	100%	-	19,563	-	19,563	-	19,563	19,563	-	-	
	<b>TOTAL</b>		<b>34,764,541</b>	<b>227,674</b>	<b>363,342</b>	<b>34,628,873</b>	<b>25,006,410</b>	<b>976,049</b>	<b>25,982,477</b>	<b>8,646,396</b>	<b>9,758,136</b>	



*CSN Murthy*  
CSN Murthy  
Finance Manager

*A. Majumdar*  
Apala Majumdar  
Director (F & A)

*Poonam Muttreja*  
Poonam Muttreja  
Executive Director

## POPULATION FOUNDATION OF INDIA

## INVESTMENTS AS ON MARCH 31, 2014

S.No.	Name of the Company	Date of Investment	Date of Maturity	Nature of Investment	Amount	
					As on March 31, 2014 (at cost)	As on March 31, 2013 (at cost)
					Rs.	Rs.
	<b>Fixed Deposits : (Long Term)</b>					
1	HDFC Ltd.	07.10.2012	07.10.2014	Fixed Deposits	20,306,548	20,306,548
2	HDFC Ltd.	21.12.2012	21.12.2014	Fixed Deposits	16,516,406	16,516,406
3	HDFC Ltd.	27.01.2013	27.01.2015	Fixed Deposits	10,000,000	10,000,000
4	HDFC Ltd.	14.02.2013	14.11.2015	Fixed Deposits	9,900,000	9,900,000
5	HDFC Ltd.	26.03.2014	26.03.2015	Fixed Deposits	10,000,000	-
6	HDFC Ltd.	26.03.2014	26.03.2015	Fixed Deposits	10,000,000	-
7	HDFC Ltd.	26.03.2014	26.03.2015	Fixed Deposits	10,000,000	-
8	HDFC Ltd.	05.11.2013	05.11.2014	Fixed Deposits	30,000,000	-
9	HDFC Ltd.	25.10.2013	25.10.2014	Fixed Deposits	10,000,000	-
10	The Federal Bank Limited	15.03.2013	19.03.2014	Fixed Deposits	-	13,500,000
11	Dewan Housing Finance Corporation Limited	03.07.2012	07.08.2013	Fixed Deposits	-	10,000,000
12	Dewan Housing Finance Corporation Limited	18.12.2012	18.04.2016	Fixed Deposits	20,000,000	20,000,000
13	HDFC Bank Limited	22.04.2012	26.04.2013	Fixed Deposits	-	21,847,883
14	HDFC Bank Limited	30.04.2012	04.05.2013	Fixed Deposits	-	10,000,000
15	HDFC Bank Limited	19.06.2012	23.06.2013	Fixed Deposits	-	10,001,000
16	Mahindra & Mahindra Financial Services Ltd.	05.06.2013	05.06.2015	Fixed Deposits	10,000,000	-
17	Mahindra & Mahindra Financial Services Ltd.	21.06.2013	21.06.2015	Fixed Deposits	5,000,000	-
18	PNB Housing Finance Limited	21.06.2013	21.06.2015	Fixed Deposits	5,000,000	-
19	PNB Housing Finance Limited	28.06.2013	28.06.2015	Fixed Deposits	10,000,000	-
20	PNB Housing Finance Limited	03.06.2013	03.06.2015	Fixed Deposits	7,500,000	-
21	PNB Housing Finance Limited	13.04.2013	13.04.2016	Fixed Deposits	9,500,000	-
22	PNB Housing Finance Limited	13.04.2013	13.04.2015	Fixed Deposits	9,000,000	-
23	PNB Housing Finance Limited	13.04.2013	13.04.2015	Fixed Deposits	9,000,000	-
	<b>Total - I</b>				<b>211,722,954</b>	<b>142,071,837</b>
	<b>Fixed Deposits : (Short Term)</b>					
1	Indian Bank	17.03.2013	01.04.2013	Fixed Deposits	-	1,511,589
2	Indian Bank	15.02.2013	02.04.2013	Fixed Deposits	-	1,500,000
3	Indian Bank	15.02.2013	02.04.2013	Fixed Deposits	-	1,500,000
4	Indian Bank	15.02.2013	02.04.2013	Fixed Deposits	-	1,500,000
5	Indian Bank	15.02.2013	02.04.2013	Fixed Deposits	-	1,500,000
6	Indian Bank	28.03.2013	12.04.2013	Fixed Deposits	-	25,000,000
7	Indian Bank	28.03.2013	12.04.2013	Fixed Deposits	-	5,000,000
8	Indian Bank	31.03.2014	15.04.2014	Fixed Deposits	30,000,000	-
9	Indian Bank	31.03.2014	16.05.2014	Fixed Deposits	8,000,000	-
	<b>Total - II</b>				<b>38,000,000</b>	<b>37,511,589</b>
	<b>Long Term Investments :</b>					
	<b>DEBT FUNDS</b>					
1	Reliance Dual Adv. Fixed Tenure Fund - Growth (NAV as on 31.03.2013 - Rs.11.6261 on 10,00,000 units of Value Rs. 1,16,26,100)	18.10.2010	On Demand	Mutual Funds	-	10,000,000
2	Templeton India Corporate Bond Opportunities Fund - Growth (NAV as on 31.03.2014 - Rs.12.5992 on 19,65,514.8690 units of Value Rs. 2,47,63,914.94)	23.12.2011	On Demand	Mutual Funds	19,999,900	20,000,000
3	Templeton India Corporate Bond Opportunities Fund - Growth (NAV as on 31.03.2014 - Rs.12.5992 on 3,81,825.5740 units of Value Rs. 48,10,696.77)	23.04.2012	On Demand	Mutual Funds	4,029,978	4,029,978
4	Templeton India Corporate Bond Opportunities Fund - Growth (NAV as on 31.03.2014 - Rs.12.5992 on 11,07,317.0310 units of Value Rs. 1,39,51,308.87)	23.04.2012	On Demand	Mutual Funds	11,687,178	11,687,178
5	Templeton India Short Term Income Plan - Growth (NAV as on 31.03.2014 - Rs.2,568.8344 on 4560.465 units of Value Rs. 1,17,15,079.37)	04.07.2012	On Demand	Mutual Funds	10,000,000	10,000,000
6	Axis Capital Protection Oriented Fund - Growth (NAV as on 31.03.2014 - Rs. 13.2084 on 14,49,990 units of value Rs. 1,91,52,047.92)	29.12.2011	On Demand	Mutual Funds	14,499,900	14,500,000







S.No.	Name of the Company	Date of Investment	Date of Maturity	Nature of Investment	Amount	
					As on March 31, 2014 (at cost)	As on March 31, 2013 (at cost)
					Rs.	Rs.
7	ICICI Prudential Capital Protection Oriented Fund (NAV as on 31.03.2013 - Rs. 11.4401 on 15,00,000 units of value Rs.1,71,60,150)	23.06.2011	On Demand	Mutual Funds	-	15,00,000
8	ICICI Prudential Corporate Bond Fund A - Growth (NAV as on 31.03.2014 - Rs.19.0636 on 5,80,572.6830 units of value Rs.1,10,67,805.40)	09.10.2012	On Demand	Mutual Funds	9,999,900	10,00,000
9	DSP Blackrock FTP Series 1-24M (NAV as on 31.03.2013 - Rs. 11.3569 on 15,60,000 units of value Rs.1,77,16,764)	17.11.2011	On Demand	Mutual Funds	-	15,60,000
10	Reliance Fixed Horizon XIX Growth (NAV as on 31.03.2013 - Rs. 11.8642 on 10,00,000 units of value Rs.1,18,64,200)	13.06.2011	On Demand	Mutual Funds	-	10,00,000
11	Reliance Income Fund (NAV as on 31.03.2014 - Rs.39.5439 on 2,47,782.348 units of value Rs.97,98,280.39)	20.06.2013	On Demand	Mutual Funds	10,00,000	-
12	BNP Paribas Flexi Debt Fund - Growth (NAV as on 31.03.2014 - Rs.21.0484 on 4,39,393.7870 units of value Rs.92,48,536.19)	17.07.2013	On Demand	Mutual Funds	8,750,000	-
13	IDFC Super Saver Fund - Growth (NAV as on 31.03.2014 - Rs.29.4562 on 3,03,257.1550 units of value Rs.89,32,803.41)	17.07.2013	On Demand	Mutual Funds	8,750,000	-
<b>Total - III</b>					<b>97,716,856</b>	<b>120,817,156</b>
<b>EQUITY FUNDS</b>						
1	HDFC Equity Fund - Dividend Payout (NAV as on 31.03.2013 - Rs.37.5890 on 53,951.4010 units of value Rs.20,27,979.2121)	16.06.2011	On Demand	Mutual Funds	-	2,500,000
2	HDFC Equity Fund - Dividend Payout (NAV as on 31.03.2013 - Rs.37.5890 on 1,73,585.172 units of value Rs.65,24,893.0303)	09.12.2009	On Demand	Mutual Funds	-	7,989,534
3	HDFC Top 200 Fund - Dividend Payout (NAV as on 31.03.2013 - Rs.37.5340 on 1,05,608.4340 units of value Rs.39,63,906.9617)	21.12.2009	On Demand	Mutual Funds	-	4,760,828
4	Fidelity Equity Fund - Dividend (NAV as on 31.03.2013 - Rs. 18.7560 on 1,22,219.5060 units of value Rs.22,92,349.0545)	16.06.2011	On Demand	Mutual Funds	-	2,500,000
5	ICICI Prudential Focussed Bluchip Equity Fund (NAV as on 31.03.2013 - Rs. 15.9100 on 4,67,452.2492 units of value Rs. 74,37,165.2816)	10.06.2011	On Demand	Mutual Funds	-	7,500,000
6	DSP Black Rock Equity Fund (NAV as on 31.03.2013 - Rs. 45.1190 on 78,102.220 units of value Rs. 35,23,894.0642)	13.06.2011	On Demand	Mutual Funds	-	3,750,000
<b>Total - IV</b>					<b>-</b>	<b>29,000,362</b>
<b>Grand Total (I+II+III+IV)</b>					<b>347,439,810</b>	<b>329,400,945</b>

\* Aggregate Book Value of Investments in Mutual Funds as on 31.03.2014 is Rs. 9,77,16,856.

\* Aggregate Net Asset Value (NAV) of Investments in Mutual Funds as on 31.03.2014 is Rs. 11,34,40,473.25

  
CSN Murthy  
Finance Manager

  
Apala Majumdar  
Director (F & A)

  
Poonam Muttreja  
Executive Director



## POPULATION FOUNDATION OF INDIA

CASH AND BANK BALANCES

S.No.	Particulars	Current Year		Previous Year	
		Rs.	Rs.	Rs.	Rs.
1	<b>Cash in hand</b>				
	i) At Delhi Office	33,524		28,758	
	ii) At Patna Office	11,531		-	
	iii) At Global Fund	-		4,519	
	iv) At USAID-Health of the Urban poor	4,671		13,715	
	v) At Futures Institute	-		9,843	
	<b>Total - I</b>		<b>49,726</b>		<b>56,835</b>
2	<b>In Savings account with:</b>				
	i) Indian Bank - New Delhi		2,167,425		6,581,293
	ii) Indian Bank - Patna		9,611		500
	iii) State Bank of India - New Delhi		314,451		302,273
	iv) Indian Overseas Bank – FCRA a/c				
	- at New Delhi	26,262,161		15,537,228	
	- at Bhopal	50,279		25,496	
	- at Bhubaneswar	38,447	26,350,887	31,392	15,594,116
	v) Indian Bank – RRC Project				
	- at New Delhi	3,662		40,166	
	- at Patna	104,992		4,044	
	- at Raipur	1,283	109,937	21,008	65,218
	vi) Indian Bank, NRHM project funded by MOHFW-GOI				
	- at New Delhi		2,090,637		7,083,259
	vii) Indian Bank, SDTT Project				
	- at New Delhi		1,516,186		1,457,310
	viii) Indian Bank, CBPM Project				
	- at New Delhi		3,527,160		124,835
	ix) Indian Overseas Bank, ASHA Project				
	- at New Delhi		1,416		19,805
	x) Indian Overseas Bank, Global Fund RCC Project				
	- at New Delhi		45,533,804		9,428,225
	<b>Total - II</b>		<b>81,621,514</b>		<b>40,656,834</b>
	<b>Total - I+II</b>		<b>81,671,240</b>		<b>40,713,669</b>

*CSN Murthy*  
CSN Murthy  
Finance Manager

*A. Majumdar*  
Apala Majumdar  
Director (F & A)

*Poonam Muttreja*  
Poonam Muttreja  
Executive Director





## POPULATION FOUNDATION OF INDIA

## GRANTS UTILIZED DURING THE YEAR 2013-14 FROM OUT OF FUNDS RECEIVED FROM INTERNATIONAL AGENCIES FOR PROJECTS/PROGRAMS AND BALANCE UNUTILIZED AS ON MARCH 31, 2014

S.No.	Source of Fund	INCOME			EXPENDITURE					Unutilised Balance as on 31.03.14 (=D-H) Rs.
		Unutilised Balance as on 01.04.13 (A) Rs.	Receipts during the year (B) Rs.	Interest & Other Income (C) Rs.	Total Income as on 31.03.14 (D=A+B+C) Rs.	Expenditure as on 31.03.14 (E) Rs.	Advances outstanding as on 01.04.13 (F) Rs.	Advances outstanding as on 31.03.14 (G) Rs.	Net Expenditure as on 31.03.14 (H=E-F+G) Rs.	
	<b>FOREIGN CONTRIBUTION</b>									
	<b>UNDER FCRA</b>									
1	John T & Catherine Mac Arthur Foundation, Chicago, Illinois - Scaling up NGO and Public sector innovations on reducing maternal mortality and morbidity and advancing young people's sexual and reproductive health in India	1,822,836	4,308,500	108,656	6,239,992	5,304,075	933,353	(57,902)	4,312,820	1,927,172
2	The David & Lucile Packard Foundation - California, USA - Organisational Transformation Exercise at PFI, N.Delhi	37,013	2,439,008	60,565	2,536,586	2,496,028	-	-	2,496,028	40,558
3	USAID-Health of the Urban Poor	99,007	112,130,468	333,593	112,563,068	115,285,418	447,828	(3,002,350)	111,835,240	727,828
4	Futures Institute	3,383,921	-	120,692	3,504,613	3,519,872	7,065	(8,194)	3,504,613	-
5	The David & Lucile Packard Foundation - California, USA - Repositioning of Family Planning within a women's Empowerment and human rights framework in National Development	6,101,994	24,425,397	469,365	30,996,756	13,924,387	1,985,906	505,067	12,443,548	18,553,208
6	International Center for Research on Women, Washington DC, USA - Impact on Marriage : Programme Assessment of Conditional Cash Transfers (IMPACCT)	2,317	560,373	3,055	565,745	1,139,403	-	(574,687)	564,716	1,029
7	Johns Hopkins Bloomberg School of Public Health, Baltimore, Maryland, USA - Advance Family Planning - I	380,862	-	-	380,862	1,111,138	730,276	-	380,862	-
8	Johns Hopkins Bloomberg School of Public Health, Baltimore, Maryland, USA - Advance Family Planning - II	1,758,468	6,010,293	95,179	7,863,940	5,785,017	143,190	(85,947)	5,555,880	2,308,060
9	Population Action International Washington DC, USA - Using The Lancet Series on Family Planning to help reposition Family Planning high on the Development agenda of India	1,222,375	-	12,520	1,234,895	1,333,645	98,750	-	1,234,895	-
10	Woodrow Wilson International Centre for Scholars, Washington DC, USA - Gender Based violence meeting at Mumbai	808,881	553,492	-	1,362,373	1,362,373	-	-	1,362,373	-
11	Woodrow Wilson International Centre for Scholars, Washington DC, USA - Gender Based violence meeting at Mumbai	-	642,732	13,710	656,442	656,442	-	-	656,442	-

S.No.	Source of Fund	INCOME			EXPENDITURE				Unutilised Balance as on 31.03.14	
		Unutilised Balance as on 01.04.13 (A) Rs.	Receipts during the year (B) Rs.	Interest & Other Income (C) Rs.	Total Income as on 31.03.14 (D=A+B+C) Rs.	Expenditure as on 31.03.14 (E) Rs.	Advances outstanding as on 01.04.13 (F) Rs.	Advances outstanding as on 31.03.14 (G) Rs.		Net Expenditure as on 31.03.14 (H=E-F+G) Rs.
	<b>FOREIGN CONTRIBUTION</b>									
12	The David & Lucile Packard Foundation - California, USA - Increase support for advancing sexual and reproductive health and rights and family planning in South Asia	-	3,090,000	25,259	3,115,259	418,959	-	(101,583)	317,376	2,797,883
13	Futures Group International, Washington DC, USA - Co-ordinate a consultation on voluntary, Rights based Family Planning	-	147,254	-	147,254	147,254	-	-	147,254	-
14	International Council on Management of Population (ICOMP), Malaysia - Half a Day Policy consultation on the International conference on Development and Population Programme of Action	-	329,806	-	329,806	329,806	-	-	329,806	-
15	World Health Organisation, Geneva - Travel Expenses of Executive Director's visit to Geneva	-	12,840	657	13,497	13,497	-	-	13,497	-
16	Department for International Development (DFID) - Promoting Planned Families - Advocacy to Action	-	40,677,180	-	40,677,180	54,446,097	-	(13,768,737)	40,677,360	(180)
	<b>TOTAL (A)</b>	<b>15,617,674</b>	<b>195,327,343</b>	<b>1,243,251</b>	<b>212,188,268</b>	<b>207,273,411</b>	<b>4,346,368</b>	<b>(17,094,333)</b>	<b>185,832,710</b>	<b>26,355,558</b>
	<b>NON-FOREIGN CONTRIBUTION</b>									
	<b>UNDER FCRA</b>									
1	The Global Fund to fight AIDS, Tuberculosis & Malaria - Switzerland	9,432,743	71,932,248	1,851,384	83,216,375	21,767,505	(15,915,066)	-	37,682,571	45,533,804
2	UNFPA - A trans-media story telling initiative for social Change	-	3,853,855	-	3,853,855	4,948,043	-	(1,094,188)	3,853,855	-
	<b>TOTAL (B)</b>	<b>9,432,743</b>	<b>75,786,103</b>	<b>1,851,384</b>	<b>87,070,230</b>	<b>26,715,548</b>	<b>(15,915,066)</b>	<b>(1,094,188)</b>	<b>41,536,426</b>	<b>45,533,804</b>
	<b>TOTAL (A +B)</b>	<b>25,050,417</b>	<b>271,113,446</b>	<b>3,094,635</b>	<b>299,258,498</b>	<b>233,988,959</b>	<b>(11,568,698)</b>	<b>(18,188,521)</b>	<b>227,369,136</b>	<b>71,889,362</b>

*Poonam Muttreja*  
Poonam Muttreja  
Executive Director

*A. Majumdar*  
Apala Majumdar  
Director (F & A)

*Cezar Murthy*  
CSN Murthy  
Finance Manager





## POPULATION FOUNDATION OF INDIA

**GRANTS UTILIZED DURING THE YEAR 2013-14 FROM OUT OF FUNDS RECEIVED FROM LOCAL AGENCIES FOR PROJECTS/PROGRAMS AND BALANCE UNUTILIZED AS ON MARCH 31, 2014**

S.No.	Source of Fund	INCOME			EXPENDITURE						Transferred to next phase of project	Unutilised Balance as on 31.03.14							
		Unutilised Balance as on 01.04.13	Receipts during the year	Bank Interest & other	Total	Expenditure Incurred as on 31.03.14	Advances outstanding as on 01.04.13	Advances outstanding as on 31.03.14	Net Expenditure as on 31.03.14										
										(A)			(B)	(C)	(D=A+B+C)	(E)	(F)	(G)	(H=E-F+G)
	LOCAL FUNDS																		
1	Regional Resource Centre - Ministry of Health & Family Welfare - Government of India	44,210	-	3,350	47,560	78,055	35,494	(103,654)	(61,094)	-	-	108,654							
2	Young Married Women Project - Sir Dorabii Tata Trust	1,457,310	-	58,876	1,516,186	-	155,842	155,842	-	-	-	1,516,186							
3	Community monitoring by Advisory Group on Community Action under NRHM - Ministry of Health & Family Welfare - Government of India	7,083,259	-	140,647	7,223,906	1,428,120	-	212,360	1,640,480	5,559,831	5,559,831	23,596							
4	Community monitoring by Advisory Group on Community Action under NRHM - Ministry of Health & Family Welfare - Government of India	-	5,559,831	125,860	5,685,691	3,770,507	-	(151,858)	3,618,649	-	-	2,067,041							
5	Community based Planning & Monitoring Project - State Health Society, Bihar (Phase - I)	124,835	3,580,235	28,456	3,733,526	12,194,205	8,460,678	(3,333,764)	399,763	-	-	3,333,762							
6	Community based Planning & Monitoring Project - State Health Society, Bihar (Phase - II)	-	2,427,786	2,590	2,430,376	2,281,798	-	(44,820)	2,236,978	-	-	193,398							
7	Training for ASHA Trainers Project funded by State Health Society, Bihar - Phase II	19,805	907,862	3,011,246	3,938,913	2,164,854	(930,470)	842,173	3,937,497	-	-	1,416							
	Total	8,729,419	12,475,714	3,371,025	24,576,158	21,917,538	7,721,544	(2,423,721)	11,772,273	5,559,831	5,559,831	7,244,053							



*CSN Murthy*  
CSN Murthy  
Finance Manager

*A. Majumdar*  
Apala Majumdar  
Director (F & A)

*Poonam Muttreja*  
Poonam Muttreja  
Executive Director

## ADVANCES TO AND FORMING PART OF THE BALANCE SHEET AS ON MARCH 31, 2014

S.No.	Particulars	Current Year	Previous Year
		Rs.	Rs.
I	Amount to be Recoverable from :		
	Staff Loan	32,500	62,500
	Global Fund for Tuberculosis -Aids and Malaria	-	6,371,302
	Johns Hopkins University - Proj - Advance Family Planning - II	85,834	-
	Asha (Bihar Project)	2,326,430	970,135
	Community Based Planning and Monitoring (Bihar Project) - Phase I	1,062	-
	Community Based Planning and Monitoring (Bihar Project) - Phase II	8,659	-
	Regional Resource Center	108,654	361,131
	National Rural Health Mission - I	23,945	-
	National Rural Health Mission - II	143,858	-
	Health of Urban Poor (USAID)	877,089	496,790
	International Centre for Research on Women	574,687	274,415
	David & Lucile Packard Foundation (Advocacy for Change)	77,374	3,013,619
	David & Lucile Packard Foundation (Reproductive Health & Rights)	14,540	-
	John T & Catherine D Mac Arthur Foundation	74,732	912
	Department for International Development (DFID)	8,365	36,858
	Population Action International	-	633,457
	Woodrow Wilson Center for International Scholars	29,964	-
	USAID - Gender Based Violence	-	112,935
II	Advance - C-NES	-	55,910
	Advance - Nitasha Devasar	52,500	50,000
	Advance - Asia Pacific Alliance	-	32,770
	Staff Advance	7,125	-
	Advance - Department for International Development (TV Serial)	13,299,802	-
	Advance - UNFPA Grant	1,094,189	-
	Advance - PRA Law	(25,000)	-
III	TDS on Interest Income Receivable	1,278,162	1,592,103
	TDS on Contractors Receivable	-	3,576
	TDS on Consultant Receivable	-	8,602
IV	Prepaid expense	1,068,067	615,800
V	IFFCO TOKIO - Standing Advance	20,000	-
	<b>TOTAL (I+II+III+IV+V)</b>	<b>21,182,538</b>	<b>14,692,815</b>



C S N Murthy  
Finance Manager



Apala Majumdar  
Director (F & A)



Poonam Muttreja  
Executive Director





## POPULATION FOUNDATION OF INDIA

GRANTS ADVANCES FOR PROJECTS/PROGRAMMES FUNDED FROM CORE FUNDS

S.No.	Title of the Project	Rs.
1	A livelihood generating initiative in Kashmir - <b>Commitment to Kashmir Trust (CTOK)</b>	450,000
2	Muzaffarnagar Relief Work - <b>Sadbhavana Trust</b>	375,000
3	Population Stabilisation Programme in 12 Blocks of Amethi, CSM Nagar, UP - <b>Save A Mother Foundation (SAM)</b>	328,945
4	Mobilising the unreached: Using BCC and ensuring quality family planning services through boat clinics in Assam – <b>Centre for North East Studies &amp; Policy - (C-NES) - Phase II</b>	209,561
5	Repositioning of Family Planning in PHCs in Karnataka through PPP. <b>Karuna Trust</b> , Bangalore	33,029
6	KAUSHALI : A family planning programme to bring about sustainable improvement in the health and well being of poor and disadvantaged families in the urban slums of Madanpur Khader, New Delhi - <b>AGRAGAMI India</b>	141,904
7	Legal Interventions to address the health needs of women, children and adolescents - <b>Socio Legal Information Center (SLIC)</b>	417,897
8	Emerging Reproductive Rights of women - <b>SUTRA (HP)</b>	75,377
9	Enhance Women's RH and well being and promotes youth awareness and empowerment - <b>Jagori Rural Charitable Trust</b>	37,266
10	India's champions exploring determinants of young women's empowerment in Rajasthan through e-transfers - <b>Institute of Development Studies (IDS)</b>	428,723
	<b>TOTAL</b>	<b>2,497,702</b>

*CSN Murthy*  
CSN Murthy  
Finance Manager

*A. Majumdar*  
Apala Majumdar  
Director (F & A)

*Poonam Muttreja*  
Poonam Muttreja  
Executive Director



## POPULATION FOUNDATION OF INDIA

**GRANTS DISBURSED FOR PROJECTS/PROGRAMMES  
FUNDED BY PFI FROM OUT OF ITS CORE FUNDS**


Sl.No.	Title of the Project	Current Year Rs.	Previous Year Rs.
I	<b>Policy Research &amp; Studies</b>		
1	Home delivery of contraceptives by ASHAS at the doorsteps of the beneficiaries - TRIO Development Support Pvt. Ltd., New Delhi	-	1,829,488
2	Emerging Fertility Pattern in India : Census & Implications - Center for Development Studies, Tiruvananthapuram	-	200,000
	<b>TOTAL - I</b>		<b>2,029,488</b>
II	<b>Demonstration/Action Research</b>		
1	Setting up of <b>Regional Resource Centres</b> for implementation of RCH programme in the states of Bihar and Chhattisgarh	-	47,155
2	<b>PARIVARTAN</b> – A Family Welfare & Population Development Project – J K Tyre and PFI	642,131	600,000
3	Total Management of essential RCH and PAC through Public-Private Partnership: A model and innovative project. <b>Karuna Trust, Bangalore</b>	-	51,913
4	From Advocacy to Action: Promotion of maternal and neonatal survival in the tribal areas of Rayagada District of Orissa. <b>Orissa State Voluntary Health Association, Bhubaneswar.</b>	70,000	(4,593)
5	SWABHIMAN: Urban RCH and development project with an empowerment approach – <b>Smile Foundation, New Delhi.</b>	-	3,714
6	Improving RCH status of tribals in Noumudi Block, West Singhbhum district of Jharkhand state. <b>Krishi Gram Vikas Kendra, Ranchi.</b>	-	267,930
7	Population Stabilisation Programme in 12 Blocks of Amethi, CSM Nagar, UP - <b>Save A Mother Foundation (SAM)</b>	900,050	-
8	NAYA SAVERA-II Building on gains and addressing gaps in Reproductive Health and Family Planning. <b>PFI &amp; JK Lakshmi Cement</b>	(50,933)	200,000
9	Reduction of Iron deficiency anemia and awareness on reproductive and sexual health among adolescent girls in Ganjam district of Orissa. <b>Multi Applied Systems, Bhubaneswar.</b>	-	(31,526)
10	Sub-Centre as agency for maternal well-being, empowerment, demonstration through NGO assistance: <b>SRKPS Rs.NIL; SSS: Rs.(22,439); and ARTH: Rs.NIL</b>	(22,437)	(3,292)
11	A model initiative to ensure quality family planning services in Uttarakhand – <b>HIHT, Dehradun</b>	(79,547)	2,175,325
12	Sustainable action against deciding sex ratio at birth in the state of HP, Haryana and Punjab. <b>Sutra Rs.46,600 and VHAP Rs.1,67,450</b>	-	214,050
13	Mobilising the unreached: Using BCC and ensuring quality family planning services through boat clinics in Assam – <b>Centre for North East Studies &amp; Policy - (C-NES)</b>	(37,086)	2,184,100
14	Improving Reach and Access of RCH & FP Services with Quality of Care – <b>Mewat Project – SUKARYA</b>	-	662,322
15	Mobilising the unreached: Using BCC and ensuring quality family planning services through boat clinics in Assam – <b>Centre for North East Studies &amp; Policy - (C-NES) - Phase II</b>	975,439	-
16	PFI – 40 <sup>th</sup> year celebrations (Intervention with Kalyani Club)	55,910	38,650
17	Improving access to quality family planning services for young women in urban slums of Delhi (Phase-II) – <b>Smile Foundation</b>	-	1,131,082
18	Repositioning of Family Planning in PHCs in Karnataka through PPP. <b>Karuna Trust, Bangalore</b>	2,275,041	2,500,000
19	KAUSHALI : A family planning programme to bring about sustainable improvement in the health and well being of poor and disadvantaged families in the urban slums of Madanpur Khader, New Delhi - <b>AGRAGAMI India</b>	2,219,391	1,560,000
20	Generation of evidence for development and use of guidelines to strengthen comprehensive Maternity Management System - <b>Foundation in Research in Community Health (FRCH)</b>	467,051	1,000,000
21	Legal Interventions to address the health needs of women, children and adolescents - <b>Socio Legal Information Center (SLIC)</b>	2,880,661	3,016,607
22	Emerging Reproductive Rights of women - <b>SUTRA (HP)</b>	3,993,938	3,792,125





Sl.No.	Title of the Project	Current Year	Previous Year
		Rs.	Rs.
23	Enhance Women's RH and well being and promotes youth awareness and empowerment - <b>Jagori Rural Charitable Trust</b>	608,102	
24	India's champions exploring determinants of young women's empowerment in Rajasthan through e-transfers - <b>Institute of Development Studies (IDS)</b>	706,277	-
	<b>TOTAL - II</b>	<b>15,603,988</b>	<b>19,405,562</b>
<b>III</b>	<b>Information, Education and Communication</b>		
	Assist PFI in conceptualising, planning and Background work for developing 104 part TV serial for Doordarshan, <b>Bombay Local Pictures Pvt. Ltd.,-Mumbai</b>		2,080,170
	<b>TOTAL - III</b>	<b>-</b>	<b>2,080,170</b>
<b>IV</b>	<b>Conferences,Seminars, Task Forces &amp; Workshops</b>		
1	Research on Methods in Population Studies at - <b>IIT, Gandhi Nagar</b>	72,292	-
2	International Conference on Reproductive Health with emphasis on Strategies for Family Planning - <b>ICMR,, New Delhi</b>	25,000	-
3	Millennium Development Goals related to Reproductive health : Status, Challenges & Future directions. <b>National Institute of Research in Reproductive Health, Mumbai</b>	-	50,000
4	State Level dialouge on two child norm at Patna - <b>PFI/Hunger Project/Jan Adhikar Manch</b>	-	37,474
5	Diffusion seminar of ISB to provide business skills to building social entrepreneurs and middle management of NGOs - <b>Indian School of Business, Hyderabad</b>	-	25,000
6	Two day workshop on Drugs, Alcohol amongst Sikkimese youth at Gangtok - <b>State Mental Health Authority, Gangtok, Sikkim</b>	-	500,000
7	A bag full of dreams : A musical by Ritinjali's Second Chance School - <b>RITINJALI</b>	(150,000)	150,000
8	One Billion Rising Campaign - <b>JAGORI</b>	-	500,000
9	One Billion Rising Campaign - <b>KRITI</b>	200,000	-
10	Foundation for Universal Responsibility - HH Dalai Lama - <b>FURHH</b>	5,000	-
11	Appreciation Programme on Population & sustainable Development - <b>IGNOU</b>	48,500	-
12	35th Annual Conference of <b>Indian Association for Study of Population</b> at M.D.University, Rohtak, Haryana	200,000	-
13	No More Violence against Women - <b>Ms. Usha Uthup's performance</b>	30,589	-
	<b>TOTAL - IV</b>	<b>431,381</b>	<b>1,262,474</b>
<b>V</b>	<b>Awards</b>		
1	AIR Awards	22,000	-
2	JRD Tata Memorial Awards for the best performing state and districts in the field of reproductive, child health and population related programmes	-	4,721,540
	<b>TOTAL - V</b>	<b>22,000</b>	<b>4,721,540</b>
	<b>Grand Total (I+II+III+IV+V)</b>	<b>16,057,371</b>	<b>29,499,234</b>

  
CS N Murthy  
Finance Manager

  
Apala Majumdar  
Director (F & A)

  
Poonam Muttreja  
Executive Director



## POPULATION FOUNDATION OF INDIA

**MANAGEMENT AND ADMINISTRATION EXPENSES ANNEXED TO AND FORMING PART OF  
INCOME AND EXPENDITURE ACCOUNT FOR THE YEAR ENDED MARCH 31, 2014**

Particulars	Current Year	Previous Year
	Rs.	Rs.
Salaries and Allowances	11,117,419	5,591,521
Contributory Provident Fund and Gratuity	2,594,374	1,539,465
Other Perquisites to Staff	1,485,655	92,947
Ground Rent	3,260	7,076
Travel Expenses	604,606	1,205,643
Honorarium and Consultant Fee	1,471,137	831,607
<b>Other Office Expenses:</b>		
Repairs and Maintenance	265,903	585,080
Insurance	154,780	569,942
Electricity and Water	332,972	168,217
Postage, telegram and telephones	243,979	194,484
Printing and stationery	225,445	504,280
Legal Expenses	101,405	398,469
Meeting & Staff Welfare	202,549	403,864
Office Expenses	9,693	39,620
Bank Charges	429	1,093
HRD Expenses	181,708	287,193
Office security expenses	144,033	238,648
Internal Audit Fee	121,714	138,161
Entrance Fee/Donation/Subscription	14,924	112,820
Web site Expenses	74,524	20,664
Patna Office Renovation Expenses	-	482,360
Assets to be written off	266,063	-
Donated Assets	2,587	-
Assets of Value < Rs.5,000	88,269	-
Computer Accessories & Software	77,742	17,754
Miscellaneous Expenses	36,726	59,287
<b>TOTAL</b>	<b>19,821,896</b>	<b>13,490,192</b>

*C S N Murthy*  
C S N Murthy  
Finance Manager

*A. Majumdar*  
Apala Majumdar  
Director (F & A)

*Poonam Muttreja*  
Poonam Muttreja  
Executive Director





**POPULATION FOUNDATION OF INDIA**

**SIGNIFICANT ACCOUNTING POLICIES AND NOTES TO THE ACCOUNTS**  
**FOR THE YEAR ENDED 31<sup>st</sup> MARCH, 2014**

**A. Significant Accounting Policies:**

**i) Accounting convention:**

The accounts are prepared under the historical cost convention, on accrual basis and in accordance with the generally accepted accounting practices and applicable accounting standards unless otherwise stated.

**ii) Fixed assets and depreciation:**

- (a) Fixed assets are stated at cost less accumulated depreciation.

Cost of acquisition/construction includes freight, duties, taxes and other incidental expenses incurred until installation/commissioning of the asset concerned.

The Fixed Assets purchased by the Population Foundation of India are funded from out of its own sources. The Assets purchased by the Grants given by the Population Foundation of India to various Grantees are not taken as Fixed Assets in the books of the Foundation. These are accounted for as the expenses of the Foundation when Grants are released to the Grantees for their purchases.

- (b) Fixed assets are depreciated on the written down value method at the following rates of depreciation:

Building	5%
Motor vehicles	20%
Furniture and fixtures	10%
Equipments	33.33%
Computers/Printers	60%
Temporary Wooden Partitions/Structures	100%

- (c) Leasehold land is amortized over the life of the lease.

- (d) Depreciation on additions are charged for the full year irrespective of the date of acquisition and no depreciation is charged on assets sold/discarded during the year.

**iii) Grants:**

- (a) Grants received from external funding agencies, to the extent utilized are taken to income and corresponding expenses and the balance amount carried forward as unutilized grants.



(b) In respect of expenditure incurred by grantees on projects funded by PFI out of its own resources, they are accounted for based on the Quarterly Expenditure Reports and finally settled on the basis of Utilisation Certificates by independent firms of Chartered Accountants or by the Management and the same has been relied upon by the Auditor.

iv) **Investments:**

Investments classified as Long Term investments are recorded at cost until there is permanent diminution.

Investments having Original Maturity of lesser than one year at the time of investment are classified as current Investment and these are carried at cost or realizable value whichever is lower.

v) **Employee benefits:**

(a) The Foundation has various schemes for its employee's benefits such as provident fund, Medclaim Insurance and gratuity. The Foundation's contribution to the provident fund, leave encashment in respect of all employees, determined as per the rules of the Foundation on an accrual basis, are charged to revenue.

(b) As per the Rules and Regulations, the Foundation does not have any obligation towards post employment life insurance and post employment medical care.

(c) Provision for gratuity has been made in respect of all employees as per the Payment of Gratuity Act, 1972 based on the actuarial valuation and it is unfunded.

vi) **Foreign currency transactions:**

Grants received in foreign currency are accounted for at the exchange rates prevailing on the date the transaction takes place.

**B. Notes to the Accounts**

1. (a) The Society is registered under section 12A of the Income Tax Act, 1961 bearing Registration No. DLI (C) (I-1877).

(b) Permanent Account Number (PAN) – AAATP0002F

(c) The Society is notified under section 10(23C)(iv) of the Income Tax Act, 1961 vide notification no. DGIT (E)/10(23C)(iv)/2008-09/1005 dated 15<sup>th</sup> October, 2008 w.e.f assessment year 2008-09.

(d) The Society's income tax assessment is complete up to assessment year 2010-11 at NIL income and the Society's income tax return has been filed on a regular basis up to assessment year 2013-14.





- (e) The Society is registered under Foreign Contribution (Regulation) Act, 1976 bearing registration No. 231650340.
2. During the year, a sum of Rs.305.38 lakh (previous year Rs. 285.88 lakh) have been charged to the projects funded by International and other agencies as Salaries and administrative overheads, including employee costs, on a basis considered reasonable by the management. These have been deducted from the respective expenditure heads.
3. Figures for the previous year have been re-grouped/re-arranged, wherever necessary.



C S N Murthy  
Finance Manager



Apala Majumdar  
Director (F & A)



Poonam Muttreja  
Executive Director

